


















Term 6	Week 1	Week 2	Week 3	Week 4	Week 5	Week 6	Week 7
Term 6: Literature Link							
Term 6 02/06/2026 21/06/2026	Recycling Week Day: Environment Day	Under the Sea Day: World Ocean Day	Under the Sea Day: Father's Day	Kings Birthday	Summer / Sun Safety	All About Me Transition	All About Me Transition
5 th June Environment Day 8 th June World Ocean Day 21 st June Father's Day 26 th June Kings Birthday							
Science The Natural World 		Make observations about Know that living things can be sorted into different groups. Understand what living things need to survive.	Make observations about Know that living things can be sorted into different groups. Understand what living things need to survive.		Make observations about changes across the seasons.		
Geography People, Culture and Communities The Natural World 			Know how countries are connected.	Know London is the capital city of England.			
History People, Culture and Communities Past and Present				Know that Britain has had a King or Queen for many years.			



							
<p><u>RE</u> Self-Regulation Managing Self Building Relationships People, Culture and Communities</p> 						<p>Community is a group of people who live in a particular place or have something in common (teachers, parents and children at your school make up the school community).</p>	<p>Community is a group of people who live in a particular place or have something in common (teachers, parents and children at your school make up the school community).</p>
<p><u>Computing</u></p> 	<p>Create shapes and text on a screen. Use technology to show my learning.</p>						
<p><u>DT</u> Creating with Materials Being Imaginative</p> 	<p>To begin to know the properties and uses of different materials. To use simple tools competently and appropriately.</p>						
<p><u>Art</u> Creating with Materials Being Imaginative</p> 	<p>How to draw different types of lines. How to join lines to make shapes. Shapes are made from lines that are joined together. Lines and shapes create representations.</p>						
<p><u>Music: Charanga</u> Creating with Materials Being Imaginative</p> 	<p>Music: Reflect, Rewind, Replay Revisit Existing</p>						



<p><u>PSHE: Jigsaw</u> Self-Regulation Managing Self Building Relationships</p> 	<p>PSHE: Changing me Know the names and functions of some parts of the body (see vocabulary list). Know that we grow from baby to adult. Know who to talk to if they are feeling worried. Know that sharing how they feel can help solve a worry. Know that remembering happy times can help us move on Know the names and functions of some parts of the body (see vocabulary list). Know that we grow from baby to adult. Know who to talk to if they are feeling worried. Know that sharing how they feel can help solve a worry. Know that remembering happy times can help us move on.</p>
<p><u>Physical Education:</u> Gross Motor Skills Fine Motor Skills</p> 	<p>Physical Education: Working with Others Can play in a group. Begins to accept the needs of others and can take turns and share, sometimes with the support of others. Keeps play going by responding to what others are saying or doing.</p>