
















Term 5	Week 1	Week 2	Week 3	Week 4	Week 5	Week 6
Term 5: Literature Link						
Term 5 20/04/2026 22/05/2026 22 <sup>nd</sup> April Earth Day	Spring  Day: Earth Day	Classical Fairy tales	Classical Fairy tales	Superhero's	Dinosaur's	Space
<b>Science</b> The Natural World 	Understand the lifecycle of plants and animals.	Know what objects are made from. Know the property of different materials. Know how different materials can be used. Know how materials can be sorted in to different groups and classify using properties.				
<b>Geography</b> People, Culture and Communities The Natural World 				Know the vocabulary I need to direct others.		
<b>History</b> People, Culture and Communities Past and Present 		Use appropriate words and phrases to describe the past (old, new, along time ago, before, after, past and present).	Use appropriate words and phrases to describe the past (old, new, along time ago, before, after, past and present).		Sequence events in chronological order.	



<b>RE</b> Self-Regulation Managing Self Building Relationships People, Culture and Communities 						
<b>Computing</b> 						Program a floor robot.
<b>DT</b> Creating with Materials Being Imaginative 		To build items that have a function and purpose. To make a strong and stable structure. How to make a structure balance. To be able to talk about and evaluate what they have made.	To be able to follow a simple running stitch.			
<b>Art</b> Creating with Materials Being Imaginative 	2D representations are flat and 3D are solid. 3D representations can be created using malleable materials (Junk modelling). Using different materials to express ideas. Know that artists use different techniques. Introduce the famous artist, Jackson Pollock.					
<b>Music: Charanga</b> Creating with Materials Being Imaginative 	<b>Music: Big Bear Funk</b> Find a funky pulse. Copy clap three / four-word phrases from the song. Keep the beat of the song with a pitched note. Add pitched notes to the rhythm of the words or phrases in the song. Enjoy playing patterns using a combination of any of the three notes, C, D and E.					
<b>PSHE: Jigsaw</b> Self-Regulation Managing Self Building Relationships	<b>PSHE: Relationships</b> Know what a family is. Know that different people in a family have different responsibilities (jobs). Know some of the characteristics of healthy and safe friendships. Know that friends sometimes fall out. Know some ways to mend a friendship. Know that unkind words can never be taken back and they can hurt.					



	<p>Know how to use Jigsaw's Calm Me to help when feeling angry. Know some reasons why others get angry.</p>
<p><b><u>Physical Education:</u></b> Gross Motor Skills Fine Motor Skills</p> 	<p><b>Physical Education: Ball Skills</b> Show increased control when catching a ball. Further develop and refine and a range of ball skills Including; pushing, passing, throwing, catching or kicking it. Develop confidence, competence, precision and accuracy when engaging in activities that involve a ball.</p>